



*Municipal Building Authority
of Ogden City*

*Fiscal Year 2017-2018
Adopted Budget*

**MUNICIPAL BUILDING AUTHORITY
OF OGDEN CITY**

State of Utah

**Summary and Narrative
Of Line Item**

BUDGET

**FISCAL YEAR
2017 - 2018**

The Line Item Budget may be reviewed in the Ogden City Recorder's Office
or in the Comptroller Division's Office during normal business hours.

Trustees

Marcia L. White, Chairperson
Richard A. Hyer, Vice-Chairperson
Bart E. Blair
Neil K. Garner
Luis Lopez
Ben Nadolski
Doug Stephens

President

Michael P. Caldwell

Secretary

David G. Buxton

TABLE OF CONTENTS

**MUNICIPAL BUILDING AUTHORITY
OF OGDEN CITY**

**ADOPTED BUDGET
2017-2018**

Resolution Adopting Budget..... 4

Summary Charts:

 Sources of Funding..... 5

 Departmental Expenditures..... 5

Revenue Summary 6

Schedule of Appropriations 7

Program Summary 8

Summary of Revenues and Expenditures..... 9

Revenue Sources..... 10

Expenditure Detail 11

RESOLUTION NO. 2017-1

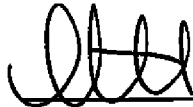
RESOLUTION OF THE BOARD OF TRUSTEES OF THE OGDEN CITY MUNICIPAL BUILDING AUTHORITY ADOPTING THE ANNUAL BUDGET FOR FISCAL YEAR 2017-2018.

WHEREAS, the Board of Trustees of the Ogden City Municipal Building Authority has caused an annual budget to be prepared for the Fiscal Year 2017-2018, and

WHEREAS, the Ogden City Municipal Building Authority has adhered to appropriate public hearing requirements as required by law, and


NOW, THEREFORE, BE IT RESOLVED by the Board of Trustees of the Ogden City Municipal Building Authority that the budget for FY 2017-2018 be approved, adopted and made part of this resolution as Attachment "A "

PASSED AND ADOPTED by the Board of Trustees of the Ogden City Municipal Building Authority this 10th day of June, 2017



Chair

ATTEST:



Tracy Hansen
Ogden City Recorder

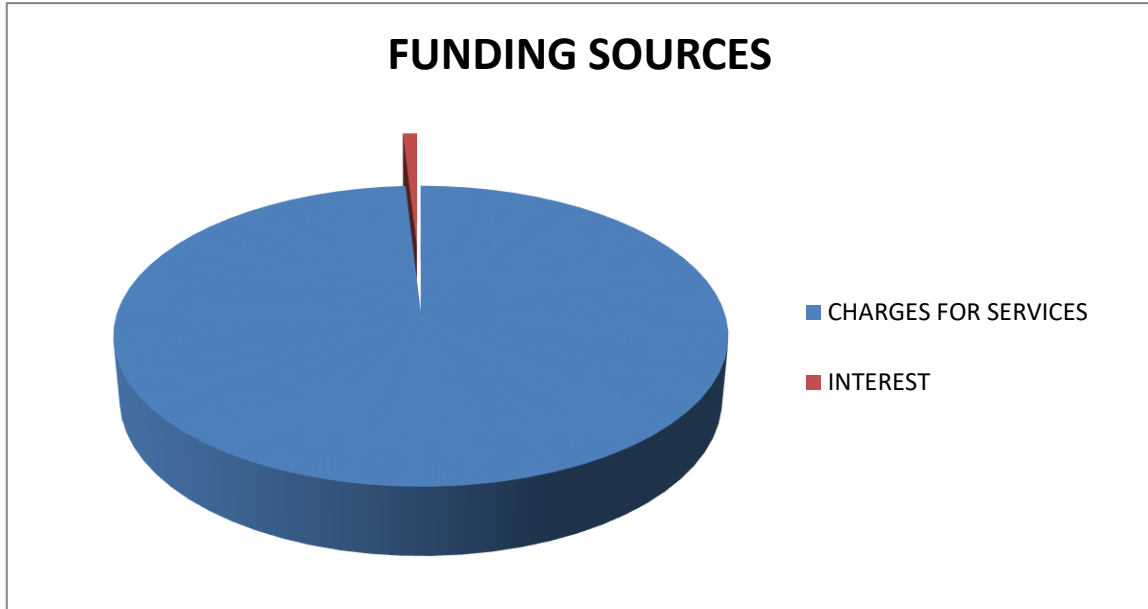


APPROVED AS TO FORM MAB 6/2/17
LEGAL DATE

MUNICIPAL BUILDING AUTHORITY
2017 - 2018 BUDGET

FUNDING SOURCES

CHARGES FOR SERVICES	544,125	99.09%
INTEREST	5,000	0.91%
	549,125	100%



DEPARTMENTAL EXPENDITURES

MUNICIPAL BUILDING AUTHORITY	549,125	100.00%
	549,125	100%

MUNICIPAL BUILDING AUTHORITY

2017-2018 BUDGET

REVENUE SUMMARY REPORT

	2016 ACTUAL	2017 ADOPTED	2018 BUDGET
MUNICIPAL BUILDING AUTHORITY			
CHARGES FOR SERVICES	534,825	545,475	544,125
INTEREST	4,552	5,000	5,000
	539,377	550,475	549,125
GRAND TOTAL:	539,377	550,475	549,125

MUNICIPAL BUILDING AUTHORITY

2017-2018 BUDGET

APPROPRIATIONS BY FUND REPORT

	2016 ACTUAL	2017 ADOPTED	2018 BUDGET
MUNICIPAL BUILDING AUTHORITY			
MUNICIPAL BUILDING AUTHORITY	538,320	550,475	549,125
	538,320	550,475	549,125
GRAND TOTAL:	538,320	550,475	549,125

MUNICIPAL BUILDING AUTHORITY
2017-2018 BUDGET

PROGRAM SUMMARY

	<u>2016 ACTUAL</u>	<u>2017 ADOPTED</u>	<u>2018 BUDGET</u>
DEBT SERVICE			
MUNICIPAL BUILDING AUTHORITY			
MUNICIPAL BUILDING AUTHORITY			
<i>MUNICIPAL BUILDING AUTHORITY</i>	538,320	550,475	549,125
	<u>538,320</u>	<u>550,475</u>	<u>549,125</u>
	<u>538,320</u>	<u>550,475</u>	<u>549,125</u>
GRAND TOTAL:	<u>538,320</u>	<u>550,475</u>	<u>549,125</u>

MUNICIPAL BUILDING AUTHORITY

2017-2018 BUDGET

**SUMMARY OF REVENUES AND EXPENDITURES
MUNICIPAL BUILDING AUTHORITY**

	<u>2016 ACTUAL</u>	<u>2017 ADOPTED</u>	<u>2018 BUDGET</u>
MUNICIPAL BUILDING AUTHORITY			
REVENUES			
CHARGES FOR SERVICES	534,825	545,475	544,125
INTEREST	4,552	5,000	5,000
	<u>539,377</u>	<u>550,475</u>	<u>549,125</u>
EXPENDITURES			
MUNICIPAL BUILDING AUTHORITY	538,320	550,475	549,125
	<u>538,320</u>	<u>550,475</u>	<u>549,125</u>

MUNICIPAL BUILDING AUTHORITY
2017-2018 BUDGET

**FISCAL YEAR REVENUE BUDGET
MUNICIPAL BUILDING AUTHORITY**

	<u>2016 ACTUAL</u>	<u>2017 7-MO ACTUAL</u>	<u>2017 ADOPTED</u>	<u>2018 BUDGET</u>
CHARGES FOR SERVICES				
LEASE REVENUE	534,825	318,225	545,475	544,125
<i>Lease Payment records revenues paid by Ogden City for lease of buildings.</i>				
	<u>534,825</u>	<u>318,225</u>	<u>545,475</u>	<u>544,125</u>
INTEREST				
GENERAL	4,552	428	5,000	5,000
<i>Interest Income is any interest earned on positive cash balances.</i>				
	<u>4,552</u>	<u>428</u>	<u>5,000</u>	<u>5,000</u>
MUNICIPAL BUILDING AUTHORITY TOTAL	<u>539,377</u>	<u>318,653</u>	<u>550,475</u>	<u>549,125</u>

MUNICIPAL BUILDING AUTHORITY

2017-2018 BUDGET

SUMMARY OF DEPARTMENTAL EXPENDITURES MUNICIPAL BUILDING AUTHORITY

	2016 ACTUAL	2017 7-MO ACTUAL	2017 ADOPTED	2018 BUDGET
MUNICIPAL BUILDING AUTHORITY				
CHARGES FOR SERVICES	1,176	-	1,200	1,200
DEBT SERVICE	537,144	508,429	549,275	547,925
	538,320	508,429	550,475	549,125
 DIVISION SUMMARY				
MUNICIPAL BUILDING AUTHORITY				
MUNICIPAL BUILDING AUTHORITY	538,320	508,429	550,475	549,125
	538,320	508,429	550,475	549,125
 FUNDING SOURCES				
MUNICIPAL BUILDING AUTHORITY				
BOND PROCEEDS			-	-
MISCELLANEOUS			5,000	5,000
USER FEES/PERMITS			545,475	544,125
			550,475	549,125